

## 2<sup>nd</sup> Grade-Distant Learning-Spelling, Grammar, and Writing

### Writing

Enclosed is your child's writing journal. If you are doing the online option, your child can use any piece of lined paper. Please have your child write about the topic from the calendar each day. They should write for 5-10 minutes, at least, and try to have 4 or more sentences. Please remind them to use neat handwriting, include capitals, periods, word spacing, and read it back to make sure it makes sense.

### Spelling/Phonics

Week 1-ou/ow	Pgs. 101-105
Week 2-oy/ui	Pgs. 106-110
Week 3- <b>Variant vowels</b>	Pgs. 111-116

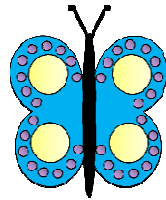

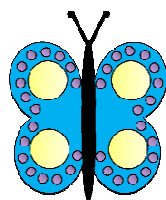



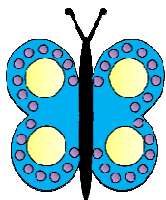
### Grammar

Week 1	Pgs. 101, 102, 103, 104, 105
Week 2	Pgs. 106, 107, 108, 109, 110
Week 3	Pgs. 111, 112, 113, 114, 115



# MONTH of APRIL

Sunday	Monday	Tuesday	Wednesday	Thursday	Friday	Saturday
			1 Write about an April Fool's joke you played, or one that was played on you	2 Make a list of 10 rainy day activities. Which is your favorite? Why?	3 Write about something you learned this week in school.	4
5	6 If you could make it rain anything from the sky, what would you choose? Why?	7 Invent a new word for the dictionary. What does it mean? Use it in a sentence.	8 Write a summary of the book you are currently reading. Who is your favorite character? Why?	9 Who is your hero? Write about why they are an amazing person and how they inspire you.	10 Write about something you learned this week in school.	11
12	13 It is your job to design a car of the future. Draw it and list all the things it can do.	14 Copy down 5 idioms and explain what they really mean.	15 Make a list of ways to protect the earth. Why is it important to do?	16 Would you rather explore the deep ocean or visit space? Explain why and tell what you would look for.	17 Write about something you learned this week in school.	18
19	20 Write a funny story about a dog that came to school.	21 Write a set of directions for how to blow a bubble.	22 What would you do if you got locked in the school overnight?	23 If you could meet anyone in the world who would it be? Why?	24 Write about something you learned this week in school.	25
26	27 Write a letter to your current or a past teacher thanking them for what they've done for you.	28 Pretend you are a fashion designer. Design an outfit for the principal to wear. Describe it and draw a picture.	29 Write 5 facts about the Kentucky Derby. If you had a horse in the race what would you name it? Why?	30 Make a list of all the things you love about your mom.		




# MONTH of MAY

Sunday	Monday	Tuesday	Wednesday	Thursday	Friday	Saturday
			1		1 Write about something you learned this week in school.	2
3	4 Create a new flavor of ice cream. Give it a name and write down the recipe.	5 If you made dinner for your family what would you make? How would you serve it?	6 Write a mystery about some missing cookies.	7 Write about your favorite holiday.	8 Write about something you learned this week in school.	9
10	11 Make up a secret life for your teacher.	12 Would you rather be able to fly or be able to disappear? Explain what you'd do with this power.	13 Write about all the things you'd do if you lived in a candy factory.	14 Write a thank you letter to someone who was or is in the military.	15 Write about something you learned this week in school.	16
17	18 If you had 1 million dollars what would you do with it?	19 Pretend you work at Sea World. What would your job be? Why?	20 Pretend you woke up and were teeny tiny. Write about your day.	21 Make a list of the top 10 things that happened this school year.	22 Write about something you learned this week in school.	23
24	25 Invent a new holiday. Explain what happens on this day.	26 Write about a time you had good luck.	27 What are you looking forward to most about the summer?	28 Design a poster for Summer Vacation.	29 Write about something you learned this week in school.	30
31						

Name \_\_\_\_\_

**Fold back the paper along the dotted line. Use the blanks to write each word as it is read aloud. When you finish the test, unfold the paper. Use the list at the right to correct any spelling mistakes.**

**Review Words****High-Frequency Words**

- |           |           |
|-----------|-----------|
| 1. _____  | 1. soil   |
| 2. _____  | 2. broil  |
| 3. _____  | 3. moist  |
| 4. _____  | 4. point  |
| 5. _____  | 5. toil   |
| 6. _____  | 6. oil    |
| 7. _____  | 7. toy    |
| 8. _____  | 8. joy    |
| 9. _____  | 9. coin   |
| 10. _____ | 10. noise |
| 11. _____ | 11. crown |
| 12. _____ | 12. mound |
| 13. _____ | 13. I'll  |
| 14. _____ | 14. laugh |
| 15. _____ | 15. maybe |

Name \_\_\_\_\_

soil

broil

moist

point

toil

oil

toy

joy

coin

noise

**A. Word Sort**

Look at the spelling words in the box. Write the spelling words that have the *oy* pattern.

1. \_\_\_\_\_

2. \_\_\_\_\_

Write the spelling words that have the *oi* pattern.

3. \_\_\_\_\_

4. \_\_\_\_\_

5. \_\_\_\_\_

6. \_\_\_\_\_

7. \_\_\_\_\_

8. \_\_\_\_\_

9. \_\_\_\_\_

10. \_\_\_\_\_

**B. Missing Letter**

A letter is missing from each spelling word below. Write the missing letter in the box. Then write the spelling word correctly on the line.

11. bro  l \_\_\_\_\_12. to  \_\_\_\_\_13. m  ist \_\_\_\_\_14. po  nt \_\_\_\_\_15. so  l \_\_\_\_\_

Name \_\_\_\_\_

soil

broil

moist

point

toil

oil

toy

joy

coin

noise

**A. Word Sort**

Look at the spelling words in the box. Match each word with the spelling pattern and write the word.

*oi*

1. \_\_\_\_\_ 2. \_\_\_\_\_ 3. \_\_\_\_\_

4. \_\_\_\_\_ 5. \_\_\_\_\_ 6. \_\_\_\_\_

7. \_\_\_\_\_ 8. \_\_\_\_\_

*oy*

9. \_\_\_\_\_ 10. \_\_\_\_\_

**B. Rhyme Time**

Write one spelling word that rhymes with each word below.

11. join \_\_\_\_\_ 12. hoist \_\_\_\_\_

13. boy \_\_\_\_\_ 14. spoil \_\_\_\_\_

15. poise \_\_\_\_\_

Name \_\_\_\_\_

soil

broil

moist

point

toil

oil

toy

joy

coin

noise

**A. Word Meaning****Write the spelling word for each definition.**

1. a thing children play with \_\_\_\_\_
2. dirt that plants grow in \_\_\_\_\_
3. to work hard \_\_\_\_\_
4. a little bit wet \_\_\_\_\_
5. happiness \_\_\_\_\_
6. a sound \_\_\_\_\_

**B. Sentences to Complete****Write a spelling word on the line to complete each sentence.**

7. Many cars and buses need \_\_\_\_\_ to run.
8. A cook can bake, boil, and \_\_\_\_\_ food.
9. I will \_\_\_\_\_ to my house to show you where it is.
10. A quarter is a larger  
\_\_\_\_\_ than a dime.



Name \_\_\_\_\_

**A. Proofread**

There are six spelling mistakes in the paragraph below. Circle the misspelled words. Write the words correctly on the lines.

Mom and Dad gave me a present. I thought it would be a *toi*, but it was a small tree. I had to dig a hole in the *soyl*. I had to *toyl* for a long time before the hole was deep enough. Then I planted my tree. I watered it to keep the earth *moyst*. It has been a great *joi* to watch my tree grow. Do you know which tree is mine? I will *poynt* to it.



1. \_\_\_\_\_ 2. \_\_\_\_\_ 3. \_\_\_\_\_  
 4. \_\_\_\_\_ 5. \_\_\_\_\_ 6. \_\_\_\_\_

**B. Writing**

Write about something you worked hard to do or make. Use four spelling words in your paragraph.

---

---


---

---

---

Name \_\_\_\_\_

**Fold back the paper along the dotted line. Use the blanks to write each word as it is read aloud. When you finish the test, unfold the paper. Use the list at the right to correct any spelling mistakes.**

**Review Words****High-Frequency Words**

- |           |            |
|-----------|------------|
| 1. _____  | 1. room    |
| 2. _____  | 2. flu     |
| 3. _____  | 3. June    |
| 4. _____  | 4. new     |
| 5. _____  | 5. glue    |
| 6. _____  | 6. fruit   |
| 7. _____  | 7. crook   |
| 8. _____  | 8. could   |
| 9. _____  | 9. full    |
| 10. _____ | 10. push   |
| 11. _____ | 11. point  |
| 12. _____ | 12. coin   |
| 13. _____ | 13. along  |
| 14. _____ | 14. ever   |
| 15. _____ | 15. strong |

Name \_\_\_\_\_

room

flu

June

new

glue

fruit

crook

could

full

push

**A. Word Sort**

Look at the spelling words in the box. Write the spelling words that have the vowel sound you hear in the middle of *spoon*.

1. \_\_\_\_\_ 2. \_\_\_\_\_ 3. \_\_\_\_\_

4. \_\_\_\_\_ 5. \_\_\_\_\_ 6. \_\_\_\_\_

Write the spelling words that have the vowel sound you hear in the middle of *book*.

7. \_\_\_\_\_ 8. \_\_\_\_\_

9. \_\_\_\_\_ 10. \_\_\_\_\_

**B. Pattern Smart**

Read each word. Write the spelling word that has the same vowel sound and vowel spelling pattern.

11. moon \_\_\_\_\_ 12. juice \_\_\_\_\_

13. foot \_\_\_\_\_ 14. put \_\_\_\_\_

15. blue \_\_\_\_\_

Name \_\_\_\_\_

room

flu

June

new

glue

fruit

crook

could

full

push

**A. Word Sort**

Look at the spelling words in the box. Write the spelling words that match the spelling patterns of the vowel sounds in the words below.

*boot**gnu**cube*

1. \_\_\_\_\_

2. \_\_\_\_\_

3. \_\_\_\_\_

*grew**true**suit*

4. \_\_\_\_\_

5. \_\_\_\_\_

6. \_\_\_\_\_

*bush**hood**would*

7. \_\_\_\_\_

9. \_\_\_\_\_

10. \_\_\_\_\_

8. \_\_\_\_\_

**B. Sounds the Same**

Write a spelling word that rhymes with each word below.

11. tune \_\_\_\_\_

12. look \_\_\_\_\_

13. zoom \_\_\_\_\_

14. pull \_\_\_\_\_

15. should \_\_\_\_\_

Name \_\_\_\_\_

room

flu

June

new

glue

fruit

crook

could

full


push

**A. Word Meaning****Write the spelling word for each definition.**

1. a summer month \_\_\_\_\_
2. paste \_\_\_\_\_
3. a space in a house \_\_\_\_\_
4. an illness \_\_\_\_\_
5. filled \_\_\_\_\_
6. never used before \_\_\_\_\_

**B. Sentences to Complete****Write a spelling word on the line to complete each sentence.**

7. Drew likes to \_\_\_\_\_ the shopping cart in the store.
8. Mom said I \_\_\_\_\_ go swimming with Sal.
9. The \_\_\_\_\_ stole a ring.
10. An apple is one kind of \_\_\_\_\_.



Name \_\_\_\_\_

**A. Proofread**

There are six spelling mistakes in the paragraph below. Circle the misspelled words. Write the words correctly on the lines.

My family moved this Jun. Our nue home is really nice. I even have a rume all to myself! There is a froot tree in our front yard. In the fall it will be ful of yummy red apples. I wish I culd eat them right now!



1. \_\_\_\_\_ 2. \_\_\_\_\_ 3. \_\_\_\_\_

4. \_\_\_\_\_ 5. \_\_\_\_\_ 6. \_\_\_\_\_

**B. Writing**

Write about a time you were sick. What did you do? Who helped you? Use four spelling words in your paragraph.

---

---

---

---

---

---

---

---

Name \_\_\_\_\_

- The pronouns **I** and **we** can be subjects in a sentence.

I like to work in a group.      We are meeting today.

- The pronouns **me** and **us** can be used in the predicate part of the sentence.

Jake works with me.      He asked us to help.

- Name yourself last when talking about yourself and another person.

Molly and I are writing the report.

- The pronoun **I** is always a capital letter.

**A. Write I or me to complete each sentence.**

1. \_\_\_\_\_ am working with Tyler, Jake, and Robin.

2. Tyler asked \_\_\_\_\_ to help him.

3. Robin and \_\_\_\_\_ found the pictures.

4. She wanted \_\_\_\_\_ to cut them out.

**B. Write we or us to complete each sentence.**

5. Liam is working with \_\_\_\_\_, too.

6. \_\_\_\_\_ like his artwork.

7. \_\_\_\_\_ think the poster will look good.

8. Mrs. Simpson asked \_\_\_\_\_ about the poster.

Name \_\_\_\_\_

- Some pronouns in the predicate tell about an action that a subject does for or to itself.
- The ending **-self** is used for singular pronouns.  
I helped myself to some mashed potatoes.  
Mom made them herself.
- The ending **-selves** is used for plural pronouns.  
Fred and Dave served themselves.  
We cleaned the kitchen ourselves.

**On the line, write a pronoun that fits in the sentence. The pronoun should end with *-self* or *-selves*.**

1. He typed the report \_\_\_\_\_.
2. My brother and I make \_\_\_\_\_ snacks after school.
3. Carl gets \_\_\_\_\_ an apple from the bag.
4. Mom said to Tina and me, "Just help \_\_\_\_\_."
5. I like to make \_\_\_\_\_ a sandwich.
6. Tim, would you please serve \_\_\_\_\_?



Name \_\_\_\_\_

- The pronoun **I** always begins with a capital letter.
- Use **I** as the subject of a sentence.

I like to play sports.

**Correct the sentences and write them on the lines.**



1. Bob and i are on the soccer team.

\_\_\_\_\_

2. i like working with the other children.

\_\_\_\_\_

3. i want to be a good member of the team.

\_\_\_\_\_

4. After practice, i am very tired.

\_\_\_\_\_

5. The coach and i talked about how to kick.

\_\_\_\_\_

6. My teammates and i have fun together.

\_\_\_\_\_

Name \_\_\_\_\_

- The pronouns **I** and **we** can be used as subjects in a sentence.
- The pronouns **me** and **us** can be used in the predicate part of a sentence.
- The ending **-self** is used for singular pronouns. The ending **-selves** is used for plural pronouns.
- The pronoun **I** is always a capital letter. **I** is used in the subject of a sentence.

**Find the mistakes. Rewrite the paragraph correctly on the lines.**

Me wanted to build a treehouse. It was a big job.  
 I could not do it by himself. i asked Dad to help i.  
 Us worked all day on it. At the end of the day, us were  
 done. We did it all by yourself!

---




---



---



---



Name \_\_\_\_\_

**Write C if the underlined pronoun is correct. If the pronoun is not correct, cross it out and write the correct pronoun on the line.**

1. Me like to make crafts with my friends. \_\_\_\_\_
2. Us make lots of things together. \_\_\_\_\_
3. Would you like to join we? \_\_\_\_\_
4. Nina and me think that you could be a big help. \_\_\_\_\_
5. You fixed the bike yourself. \_\_\_\_\_
6. We are planning a craft show. \_\_\_\_\_
7. We made everything myself. \_\_\_\_\_
8. Can you help I with my craft? \_\_\_\_\_
9. I cannot do all the work themselves. \_\_\_\_\_
10. Beth and Nina, please clean up the room themselves.  
\_\_\_\_\_

Name \_\_\_\_\_

- A **possessive pronoun** takes the place of a possessive noun.
- A possessive pronoun shows who or what owns something.
- **My, your, his, her, and its** are singular possessive pronouns.

My brother is a firefighter.

His job is very hard.

Your answer was correct.

The box was on its side.

**Circle the correct possessive pronoun in ( ) for each sentence.  
Write the possessive pronoun on the line.**

1. One of (my, me) favorite people in history is George Washington.

\_\_\_\_\_

2. George Washington was a hero in (his, he) time.

\_\_\_\_\_

3. (He, His) home was a large farm. \_\_\_\_\_

4. Mount Vernon was the name of (his, he) farm. \_\_\_\_\_

5. The farm was known for (its, he) fine home. \_\_\_\_\_

6. Martha Washington also helped (her, she) country.

\_\_\_\_\_

Name \_\_\_\_\_


- A **possessive pronoun** shows who or what owns something.
- Plural possessive pronouns are ***your***, ***our***, and ***their***.

Our brother is a police officer.

Your sister is a firefighter.

The teachers eat their lunch at noon.

**Underline the correct possessive pronouns. Write the sentences correctly on the lines.**



1. (Your, You) favorite heroes are your brothers.

\_\_\_\_\_

2. (They, Their) jobs are very hard.

\_\_\_\_\_

3. They work in (our, us) town's fire station.

\_\_\_\_\_

4. They help keep (its, it) equipment working.

\_\_\_\_\_

5. They make (our, we) town a safer place.

\_\_\_\_\_

Name \_\_\_\_\_

- **Proper nouns** name special people, places, or things.
- Each important word in a proper noun begins with a capital letter.
- The names of products are proper nouns.

Fluffy Ice Cream

Clean Soap

**Write each sentence. Use capital letters correctly.**



1. We like to eat at brown's sandwiches.

\_\_\_\_\_

2. Very beany chili was on the menu.

\_\_\_\_\_

3. My brother had the vita chocolate shake to drink.

\_\_\_\_\_

4. My mom ordered the veggie variety salad.

\_\_\_\_\_

5. Jill had her favorite dessert, crunchy ice cream.

\_\_\_\_\_

Name \_\_\_\_\_

- A possessive pronoun shows who or what owns something.
- **My, your, his, her, and its** are singular possessive pronouns.
- Plural possessive pronouns are **your, our, and their**.
- The names of products are proper nouns. Each important word in a proper noun begins with a capital letter.

**Draw a line below each mistake in the paragraphs. Then rewrite the paragraphs correctly on the lines.**

Our teacher asked us who we heroes are. Me hero is Sheryl. In she free time, she teaches me how to read.

Annie's hero is she Uncle Dave. He makes Dave's dog Soap in he shop. The soap is good for dogs because it won't hurt they eyes.

---

---

---

---

Name \_\_\_\_\_

**Underline the possessive pronoun that completes each sentence correctly. Write it on the line.**

1. This is a story about \_\_\_\_\_ friend Jana.

my

me

I

2. Jana was studying for \_\_\_\_\_ science test.

she

her

its

3. \_\_\_\_\_ brother Alex ran into the room.

Her

Its

You

4. \_\_\_\_\_ eyes were big with fear.

Its

She

His

5. "Jana, I need \_\_\_\_\_ help," Alex said.

his

your

my

6. "Help me find \_\_\_\_\_ family's pet rabbit."

you

they

our

7. Jana went out into \_\_\_\_\_ yard with Alex.

their

she

he

8. They looked and looked until they found \_\_\_\_\_ rabbit.

its

me

their