


Name \_\_\_\_\_



Look, it is big.

Where can it go?

High Frequency Words: *where, look*

Read the book aloud to a partner. Reread for fluency.

Copyright © McGraw-Hill Education


# Look at This!



Look, it is little.

What is it?

Copyright © McGraw-Hill Education



It is in the sun.  
It is hot.


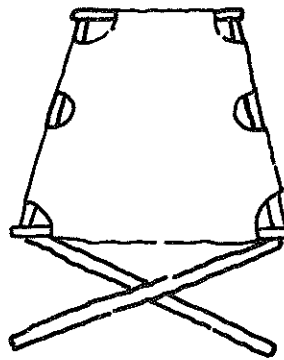




Copyright © McGraw-Hill Education



Look, it has a bud.  
Can you see it?




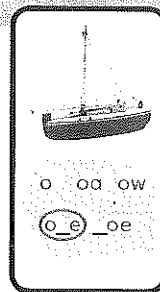
Name \_\_\_\_\_



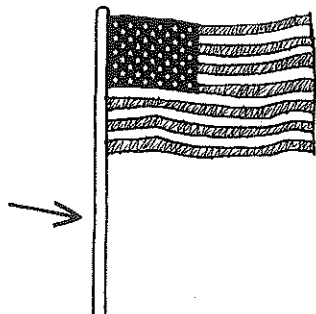
**Phonemic Awareness: /ō/**

Say the name of each picture. Put a marker on each picture if its name has the /ō/ sound.

Name \_\_\_\_\_




1.



p o l e

2.



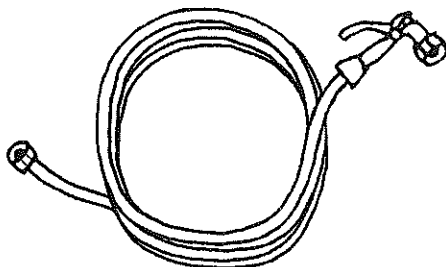
c n

3.



r b


4.



h s

Phonics: /ō/o\_e

Say the name of each picture. Then write the letters that stand for long o in each picture name.




Name \_\_\_\_\_

Handwriting practice lines consisting of solid top and bottom lines with a dashed middle line. There are four sets of these lines for writing practice.

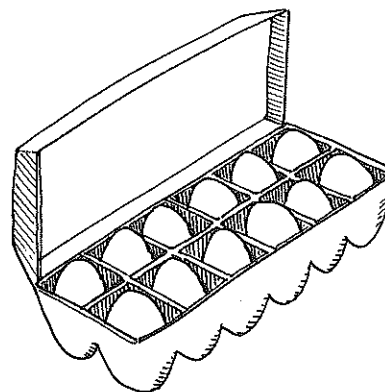
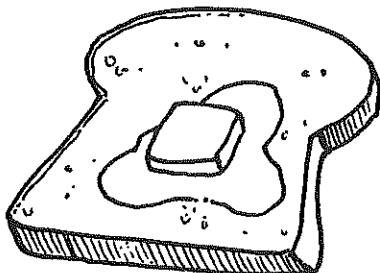
### Writing Fluency

Have children reread *Look at This!* On their own, have children write for five minutes as much as they can, as well as they can, about what happens in the story. Have children review their writing.




Name \_\_\_\_\_



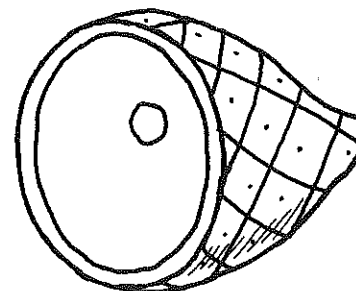

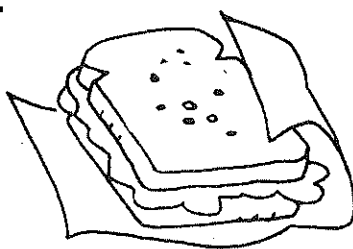
1.



2.



3.


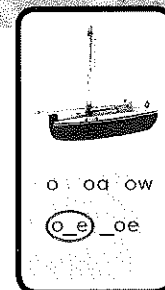


**Category Words: Foods Made From Grain**

Put a marker on each picture that shows a food made from grain.  
Name each food. Tell which foods made from grain you like to eat.



Name \_\_\_\_\_



1.

It is a rose.

2.

\_\_\_\_\_



3.

I dig a hole.

4.

\_\_\_\_\_

**Handwriting:** Sentences with /ō/o\_e

Say each word as you trace it and write it. Then read each sentence to a partner.